


# Installation Instructions

Pitco SELVX

*SuperSorb<sup>®</sup>*  
**CarbonPads**

## Getting the most out of your frying program



- 1)** Remove drawer pan and white filter sheet.





- 2)** Thoroughly clean and dry drawer pan, support screen, and hold down bar.



- 3)** Be sure to clean and dry the strainer cap.



- 4)** Install the F-24 CarbonPad on top of support screen with rough-bumpy side up, smooth side down. Place hold down bar on CarbonPad and next insert crumb basket.



- 5)** Pitco SELVX requires several oil filterings throughout the day in all fry vats. **WHEN NEEDED**, to remove excess crumb debris off, please allow filter pan to cool, use the scraper tool while CarbonPad is still positioned in pan. Removing crumb debris will help oil flow back to the fryer vats.

*The F-24 CarbonPad<sup>®</sup> dimension is 11.25" x 19.16" (11 1/4" x 19 5/32").*



## **FILTERCORP**

9805 NE 116th Street, PMB A-200  
Kirkland, WA 98034 USA  
Web: [www.filtercorp.com](http://www.filtercorp.com)



[www.filtercorp.com](http://www.filtercorp.com)